



Registering and ordering a Flourish lunch in 8 easy steps

1. Visit <https://flourish.myschoolmealorders.com/> and click on 'don't have an account?'

https://flourish.myschoolmealorders.com/login.aspx

CARING COOKS

Login

Email:

Password [Forgot Password?](#)

LOGIN

[Don't have an account?](#)

https://flourish.myschoolmealorders.com/register.aspx

REGISTER YOUR DETAILS

Title: Miss

First Name: Minnie

Last Name: Mouse

House Number/Name: 1

Post Code: JE1 2AB

Address1: Mouse hole

Address2: Mouse Street

Login and e-mail information

Email: minnie@mousemail.com

Confirm Email: minnie@mousemail.com

Password: *****

strong

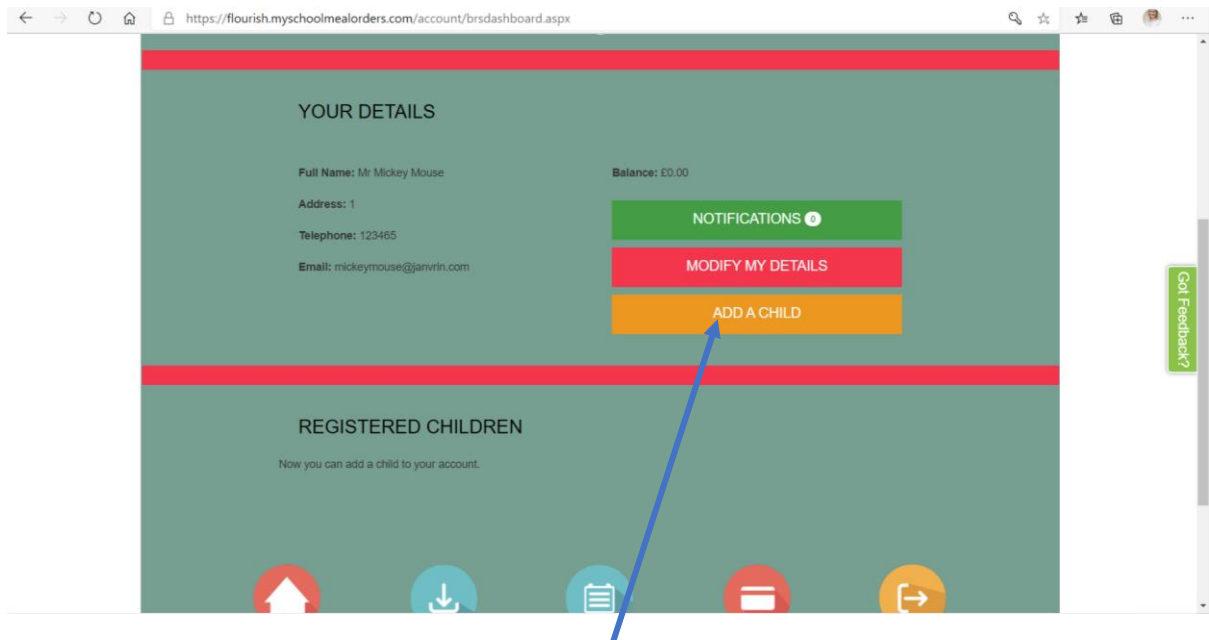
Confirm Password: *****

☒ I would like to sign up to receive email updates from . [See Privacy Policy](#)

REGISTER

GO BACK

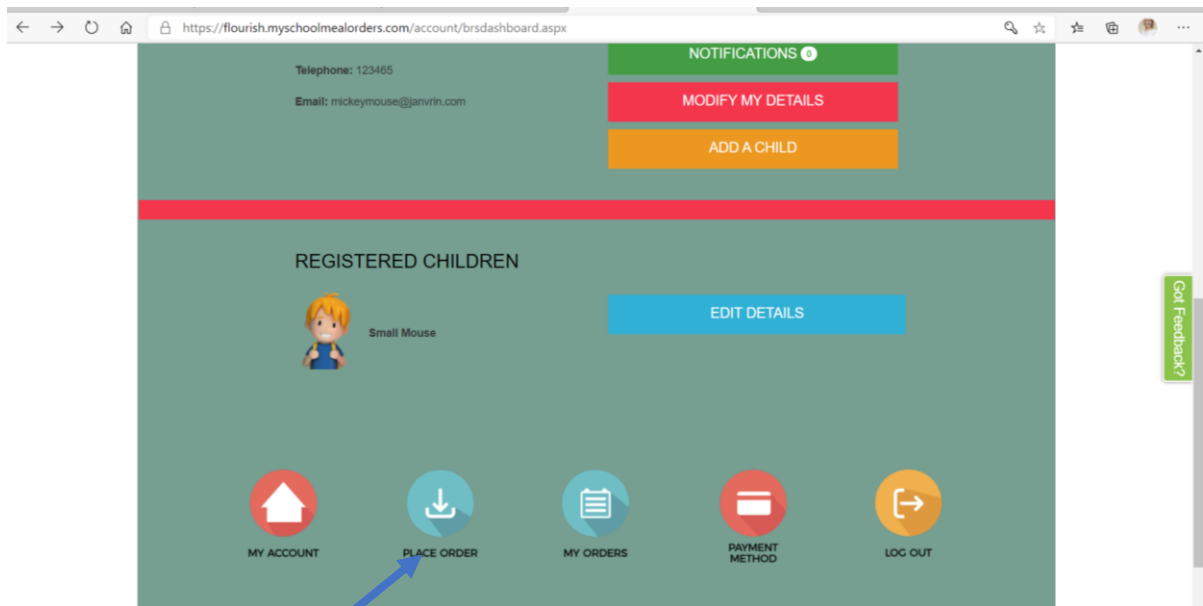
2. Complete your details and click 'register'



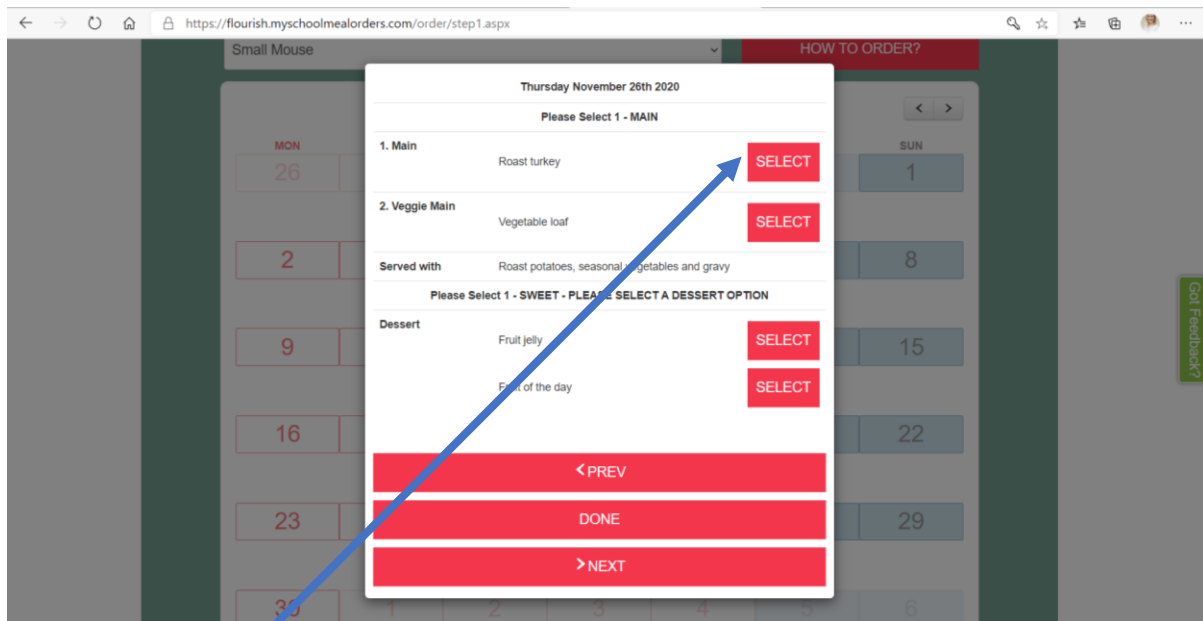
3. Add the details of all your children, one by one.

4. If you receive income support you can claim free school meals – simply email a copy of your income support letter to flourish@caringcooksofjersey.com

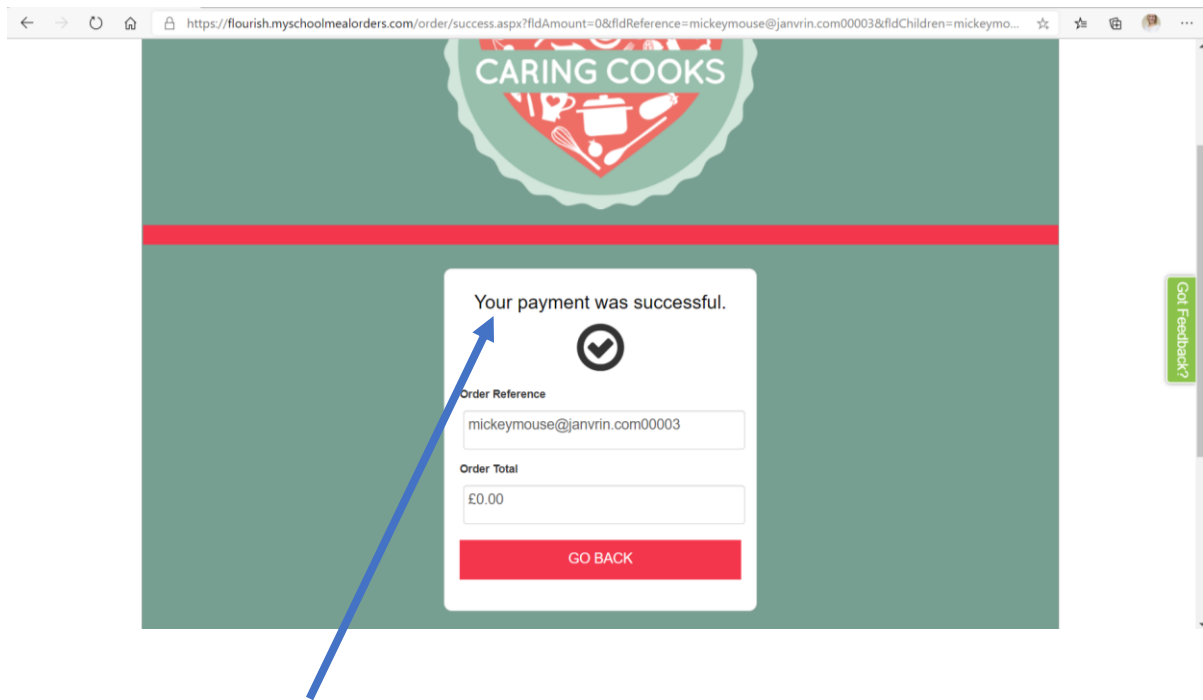
5. If your child has any food allergies, please click this box.



6. Click here to place an order. If you qualify for free meals you will need to send your income support letter before you place an order, otherwise you will be charged. We will process this quickly.



7. Pick a day and choose which meal your child would like to eat.



8. Ensure your order is complete before closing the page.

Welcome to Flourish!